



Protect your Pets: Are you ReadyPA?

With the summer months comes warm weather. It is important that pet owners be prepared so they can ensure the health and safety of their beloved pets. Properly caring for and protecting your pet can provide for a healthy summer season for both you and your pet.

Did you know animals can suffer heat exhaustion and heat stroke just like us. Common sense is the best method to protect your pets. If you

ALSO IN THIS ISSUE

- CPR/AED Awareness
- Insurance Ready
- Lightning Ready
- ReadyPA Action Sheet: Lightning Safety



are hot, then your pet is too. If you are thirsty, then your pet is too. Avoid activities that can overheat your pet. Avoid too much time in the sun and plan ahead for any activities that involve your pets. Visit the American Society for the prevention of Cruelty to Animals to learn more Hot Weather Safety Tips to help protect your pet.

Know the symptoms of overheating in your pets!

- Excessive panting or difficulty breathing
- Increased heart and respiratory rate
- Drooling
- Mild weakness
- Stupor or collapse
- Seizures
- Bloody diarrhea
- Vomiting
- Elevated body temperature of over 104 degrees

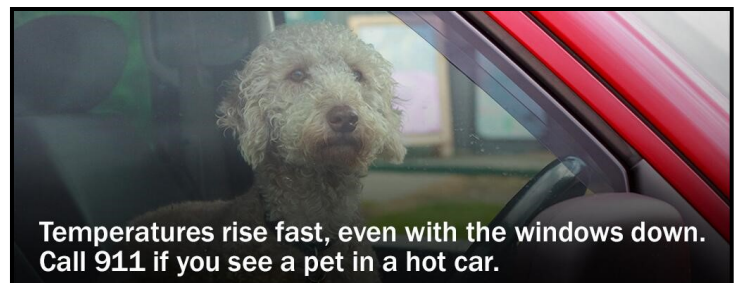
Never leave your animal alone in a parked vehicle!

In October of 2018, Governor Tom Wolf signed Act 104 of 2018, House Bill 1216, the Motor Vehicle Extreme Heat Protection Act, otherwise known as the **“Hot Car Bill”** that went into effect on December 23, 2018. The law enforcement officer or emergency responder must have a good-faith and reasonable belief that the dog or cat is in imminent danger if not immediately removed.

This does not give citizens the authority to take this type of action! So if you see a dog or cat in a motor vehicle and you believe the animal is in distress, you must contact the local authorities. Provide good information and become a witness!

To learn more visit:

<https://www.governor.pa.gov/governor-wolf-signs-legislation-protect-dogs-cats-left-hot-cars/>



#BeInformed



Prepare your Pets: Are you ReadyPA?

Emergencies come in many forms: fires, hurricanes, earthquakes, tornadoes, floods, violent storms and even terrorism. In the event of extreme weather or a disaster, would you know what to do to protect your pet? Make a plan and prepare a disaster kit for your pet. The [Centers for Disease Control and Prevention](#) provides information to protect you and your pets. Remember, during a disaster what is good for you is good for your pet.

Make a Plan:

- Build a [Pet Disaster Kit](#) so evacuation will go smoothly for your entire family.
- Plan where you and your pet will stay in case you need to evacuate your home. Pets may not be allowed in local shelters, unless they are service animals.
- Create a buddy system in case you're not home during an emergency. Ask a trusted neighbor who can check on your animals and can evacuate your animals if necessary.
- Identify shelters. For public health reasons, many emergency shelters cannot accept pets.
- [Find pet friendly hotels](#) along your evacuation route and keep a list in your pet's emergency kit.
- Locate boarding facilities or animal hospitals near your evacuation shelter.
- Consider an out-of-town friend or relative.
- Locate a veterinarian or animal hospital in the area where you may be seeking temporary shelter, in case your pet needs medical care. Add the contact information to your emergency kit.
- Have your pet microchipped and make sure that you not only keep your address and phone number up-to-date, but that you also include contact info for an emergency contact outside of your immediate area.
- Call your local emergency management office, animal shelter or animal control office to get advice and information.
- If you are unable to return to your home right away, you may need to board your pet. Find out where pet boarding facilities are located.
- Most boarding kennels, veterinarians and animal shelters will need your pet's medical records to make sure all vaccinations are current.
- If you have no alternative but to leave your pet at home, there are some precautions you must take, but remember that leaving your pet at home alone can place your animal in great danger!

After an Emergency: Familiar scents and landmarks may have changed. Pets can become confused and lost, so it is important to keep pets on a leash or in a carrier when they are being transported or when you go outside. Some hazards to be aware of for pets and people include snakes and other wildlife, especially after flooding and downed power lines.

Be Informed

Know your hazards. Plan for hazards that can affect your area and think about how these hazards impact your pets.

Be Prepared

Have an emergency plan and consider your pets if you need to evacuate. Locate a pet friendly hotel. Make sure your pet has a go-bag.

Be Involved

Sign up for your community's warning system. You can also receive alerts from [AlertPA](#) and the [NOAA Weather Radio](#).

National CPR/AED Awareness

Cardiac arrest is an electrical malfunction in the heart that causes an irregular heartbeat (arrhythmia) and disrupts the flow of blood to the brain, lungs and other organs. Cardiac arrest is a leading cause of death. When a person has a cardiac arrest, survival depends on immediately receiving CPR from someone nearby. According to the American Heart Association, about 90 percent of people who suffer cardiac arrests out of the hospital die. CPR, especially if performed immediately, can double or triple a cardiac arrest victim's chance of survival.

A heart attack is when blood flow to the heart is blocked. A blocked artery prevents oxygen-rich blood from reaching a section of your heart. If the blocked artery is not reopened quickly, the part of the heart normally nourished by that artery begins to die. To learn more about the differences between cardiac arrest and a heart attack, visit the [American Heart Association](#).

Did you know?



70%

According to the American Heart Association, about **70 percent** of cardiac arrests happen in homes. 18.8 percent occurs in a public setting and 11.7 occur in nursing homes.

In one year alone, 475,000 Americans die from a cardiac arrest. Globally, cardiac arrest claims more lives than colorectal cancer, breast cancer, prostate cancer, influenza, pneumonia, auto accidents, HIV, firearms and house fires combine.




Hands-Only CPR has been shown to be as effective as conventional CPR for cardiac arrest at home, at work or in public.

Hands-Only CPR has just two easy steps, performed in this order:



Call 911 if you see someone suddenly collapse



Push hard and fast in the center of the chest to the beat of a familiar song that has 100 to 120 beats per minute

**June 28 is National Insurance Awareness Day.
Are you covered? Be Insurance Ready!**



"I have homeowners or renters insurance. Am I already covered?"

No. A standard homeowner's or renter's policy does not cover damages resulting from a flood. Remember there may be a waiting period for your flood policy to take effect.

If it can rain, it can flood. Flood damage can happen to you, no matter where your home, apartment or business is located.


Want Help?

Whether you already have an insurance policy, or are looking to purchase one, chances are you may have some questions. The [Pennsylvania Insurance Department](#) provides [Insurance Coverage Resources](#) and information to help you make informed decisions about your insurance coverage.



Lightning Safety Awareness Week
June 23-29, 2019
"When Thunder Roars, Go Indoors!"

Pennsylvania's Lightning Risk:



Pennsylvania sees over 240,000 cloud-to-ground lightning strikes per year, which averages to about five lightning strikes per square mile. Lightning is dangerous and unpredictable, with bolts able to strike over ten miles from the storm. Every Pennsylvanian is at risk for lightning strikes, ranking 9th in the United States for lightning fatalities from 1959-2017 with 134 deaths. Most deaths occur outdoors, and most are men. Read on for more on how lightning can strike you and how to stay safe.

Five Ways Lightning Can Strike You:

Direct – The strike current travels through the body

Side Flash – The strike hits a taller object and jumps to the victim, sending current through the body

Ground Current – Current from a nearby strike travels through the ground into the body

Conduction – Lightning strikes a metal object and the current travels through the metal to the victim

Streamers – Alternate pathways for the main strike can carry current to the body (rare)

Tips if Stuck Outside:

Find a sturdy shelter, but if you have no options do the following:

- Avoid elevations such as hills, ridges, peaks, and wide-open areas.
- Do not lie flat on the ground.
- Stay away from tall objects including isolated trees, power poles, or radio towers.
- Avoid bodies of water like pools and ponds.

SAFETY 6

- Seek shelter in an enclosed, permanent building or a metal-topped vehicle.
- At the first rumble of thunder, head to shelter and stay inside for 30 minutes after the last rumble.
- Bring pets inside.
- Corded electronics and plumbing can carry lightning current. Avoid water and corded electronic activities during the storm.
- BEFORE a storm, use power strips with lightning arresters and surge protection and for utmost safety unplug appliances.
- Consider installing lightning rods on your property.

Helping a Lightning Strike Victim:

Ensure you and the victim are both in a safe place. Call 9-1-1. If trained, immediately begin CPR and use an AED if the person is unresponsive or not breathing. Lightning strike victims are safe to touch and do not carry an electrical charge!

Source: weather.gov/safety/lightning

PEMA is Social!

Find Us, Visit Us, Like Us, Tweet Us, Retweet Us!



Twitter

<https://twitter.com/ReadyPA>

<https://twitter.com/PEMAdirector>

Facebook

<https://www.facebook.com/BeReadyPA>

PEMA Can Also be Found on the Web!

Be Informed, Be Prepared, and Be Involved!



www.Ready.PA.gov



pennsylvania

EMERGENCY MANAGEMENT AGENCY

www.pema.pa.gov

This Month's Preparedness Events

National Pet Preparedness Month

(www.pasart.us)

(www.cdc.gov/features/petsanddisasters/index.html)

National CPR/AED Awareness Week

June 1st through 7th

(https://cpr.heart.org/AHA/ECC/CPRAED/Programs/CPRAEDAwarenessWeek/UCM_475579_CPR-and-AED-Awareness-Week.jsp)

Lightning Safety Awareness Week

(June 23rd through June 29th)

(<https://www.weather.gov/iln/lightningsafetyweek>)

National Hydration Day - June 23rd

(<https://nationaldaycalendar.com/national-hydration-day-june-23/>)

National Insurance Day - June 28th

(<https://www.insurance.pa.gov/Pages/default.aspx>)

Additional Resources

Pennsylvania Emergency Management Agency: www.pema.pa.gov

ReadyPA: www.Ready.PA.gov

SERVPA: www.Serv.PA.gov

Office of the State Fire Commissioner: www.osfc.pa.gov

Pennsylvania State Animal Response Team: www.pasart.us

Federal Emergency Management Agency: www.fema.gov

Are you ReadyPA?

Lightning

According to the National Weather Service, lightning is one of the top three storm-related killers in the United States. In Pennsylvania, there have been eight deaths from lightning since 2007, all occurring outdoors.

What should you Be Ready for?

Health Hazard

- Electrocutation or shock

Utility Outages

- Loss of electricity, cable, internet
- Surge causing damage to electronics

Lightning is **hotter** than the surface of the Sun and can reach temperatures around

50,000° F

When Thunder Roars Go Indoors
weather.gov/lightning



Know The Facts

MYTH: Lightning never strikes the same place twice.

FACT: Lightning can strike the same location many times.

MYTH: A car is safe because of the tires.

FACT: Cars are safe because the electricity travels around the frame *through* the tires into the ground.

MYTH: I can't touch someone struck by lightning because I will be shocked.

FACT: A lightning strike victim carries no electric charge. Call 911, and begin CPR, if trained. Try to move the victim to a safe place.

How can you Be Ready?

Before



- Pay attention to the forecast, especially if you have outdoor plans
- Postpone activities, if storms are in the forecast

During



- "When Thunder Roars, Go Indoors!"
- "When You See a Flash, Dash to Safety" (Phrase for deaf and hard of hearing)
- Avoid anything with a wire, such as phones, computers, and lights.
- Wait at least 30 minutes, after the last rumble of thunder, to go outdoors.
- Stay away from water, wet items, such as ropes, and metal objects, such as fences and poles. Water and metal do not attract lightning but they are excellent conductors of electricity.